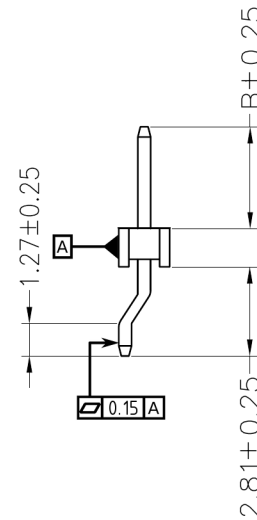
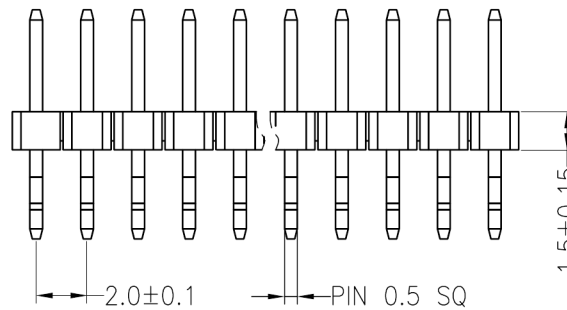
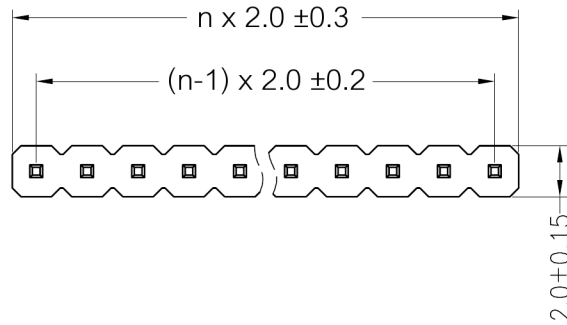
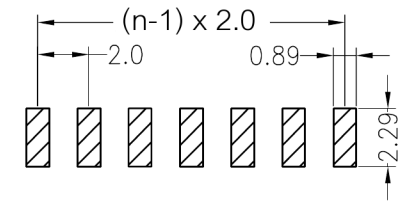


|                        |  |
|------------------------|--|
| Insulator              | Thermoplastic, rated UL94 V-0                      |
| Contact Material       | Copper alloy                                       |
| Contact Surface        | Au over Ni   |
| Contact Resistance     | 20 mΩ max.   |
| Insulation Resistance  | 1000 MΩ min.                                       |
| Test Voltage           | 500 V AC/DC  |
| Current Rating         | 1.5 A  |
| Temperature Range      | -40 °C ... +105 °C                                 |
| Processing Temperature | 230 °C for 30-60 seconds<br>(260 °C for 5 seconds) |



Recommended P.C.B Layout (Top Side)  
(PCB BOARD TOLERANCE ±0.05)



|                |  |                                       |   |                                    |  |  |
|----------------|--|---------------------------------------|---|------------------------------------|--|--|
| <b>Series</b>  | <b>Contacts *</b>                          | <b>Rows</b>                           | <b>Dimensions*</b>  | <b>Plating</b>                     | <b>Locating Pegs</b>                       | <b>Packaging *</b>   |
| <b>46-7353</b> | <b>10</b><br>02-20 Einreihig<br>Single row | <b>1</b><br>1 Einreihig<br>Single row | <b>10</b> B=3,20mm<br><b>11</b> B=4,45mm<br><b>99</b> Kundenspezifisch<br>Customer-specific | <b>00</b> Vergoldet<br>Gold plated | <b>00</b> Ohne Pos.hilfen<br>W/o loc. pegs | <b>PPST</b><br>ST In Stangen ohne Pick&Place-Pads / In tubes w/o Pick&Place-Pads<br>PPST In Stangen mit P&P-Pads / In tubes with P&P-Pads<br>PPTR Tape & Reel mit P&P-Pads / Tape & Reel with P&P-Pads |

|       |       |
|-------|-------|
| X.X   | ±0.30 |
| X.XX  | ±0.20 |
| X.XXX | ±0.10 |
| Angle | ±3°   |
| DIM   | TOL   |



|   |             |                |                             |
|---|-------------|----------------|-----------------------------|
| Serial Number<br><b>46-7353</b>                                   |             |                |                             |
| Part Name<br>SMT Pin Header, 2.00mm Pitch, Horizontal, Single Row |             |                |                             |
| Creation date<br>2020-11-04                                       | Drawn<br>AL | Approved<br>PS | Approval date<br>2023-09-28 |
| REACH (EG) Nr. 1907/2006<br>RoHS 2011/65/EU compliant             |             | Scale<br>%     | Sheet                       |

On release of the data sheet, previous releases are no longer valid. Dimensions are subject to change.

Copying of this document, and giving it to others and the use or communication of the contents thereof, are forbidden without express authority. Offenders are liable to the payment of damages. The copyright owner reserves the right to make changes or the registration of a utility model or design.