102 / 902

D-Sub Steckverbinder, gewinkelt, Lötstifte – gedrehte Kontakte

D-Sub Connectors, Right-Angled, Solder Pins – Screw Machined Contacts

Technische Daten / *Technical Data*

Gehäuse	Stahl vernickelt, verzinnt
Shell	*Steel, nickel plated, tin plated*
Isolierkörper	Thermoplast, nach UL94 V-0
Insulator	*Thermoplastic, rated UL94 V-0*
Kontaktmaterial	Kupferlegierung
Contact Material	*Copper alloy*
Kontaktoberfläche	Gold über Nickel
Contact Surface	*Gold over nickel*
Durchgangswiderstand	< 20 mΩ
Contact Resistance	*< 20 mΩ*
Isolationswiderstand	> 1000 MΩ
Insulation Resistance	*> 1000 MΩ*
Spannungsfestigkeit	1 kV AC
Test Voltage	*1 kV AC*
Nennstrom	5 A
Current Rating	*5 A*
Temperaturbereich	-55 °C ... +125 °C
Temperature Range	*-55 °C ... +125 °C*
Verarbeitung	Wellenlötverfahren
Processing	*Wave soldering*



Stift / Male

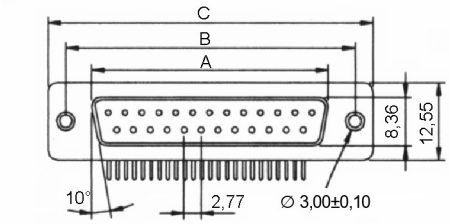

Buchse / Female

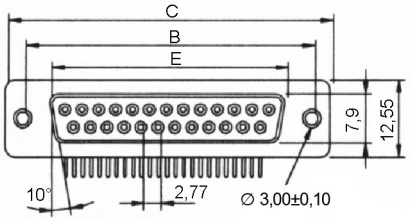

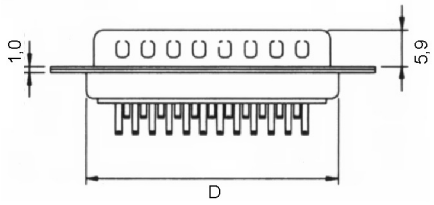

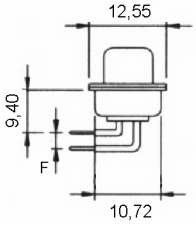

PCB - LAYOUT (Assembly Side)

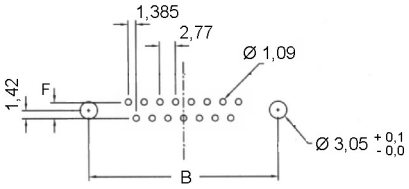

n	A	B	C	D	E
09	16,92	24,99	30,81	19,28	16,33
15	25,25	33,62	39,14	27,51	24,66
25	38,96	47,04	53,04	41,30	38,38
37	55,42	63,50	69,32	57,71	54,84

*Series**	*Brackets**	*Contacts**	*Terminal**	*Quality**	*Mounting**
102	**A00**	**25**	**2**	**3**	**0**
102 F=2,54mm **902** F=2,84mm	**A00** Ohne Befestigungswinkel *W/o mounting brackets* **A01-A05** Lt. Übersicht nächste Seite *Acc. to options next page*	**09/15/25/37/(50)** 50 auf Anfrage *50 on request*	**1** Stiftkontakte *Male* **2** Buchsenkontakte *Female*	**1** GK 1, min. 500 Steckzyklen *QC 1, min. 500 cycles* **2** GK 2, min. 200 Steckzyklen *QC 2, min. 200 cycles* **3** GK 3, min. 50 Steckzyklen *QC 3, min. 50 cycles*	**0-4/B1/B2** Lt. Übersicht nächste Seite *Acc. to options next page*

102 / 902

D-Sub Steckverbinder, gewinkelt, Lötstifte – gedrehte Kontakte

D-Sub Connectors, Right-Angled, Solder Pins – Screw Machined Contacts

Befestigungswinkel

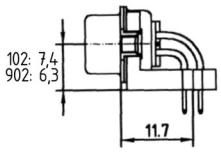

Type A01 Kunststoffwinkel
plastic bracket

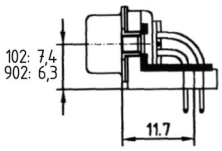

Type A02 Kunststoffwinkel mit Erdungsblech
plastic bracket with grounding metal sheed

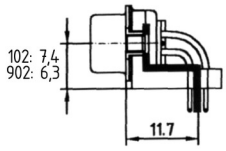

Type A03 Kunststoffwinkel mit Erdungsblech und Rastclip
plastic bracket with grounding metal sheed
and snap in

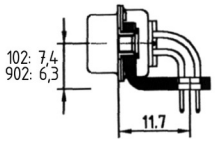

Type A04 Metallwinkel vernietet
riveted metal bracket

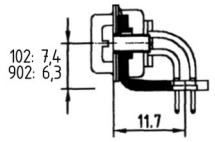

Type A05 Metallwinkel mit Gewinde
threaded metal bracket

Befestigungsoptionen

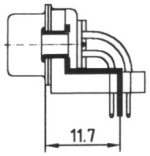

Code 0 Durchgangsloch 3,05 mm
through hole 3,05 mm

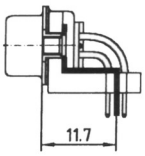

Code 1 Gewindeniet UNC 4-40
UNC 4-40 thread rivet

Code 2 Gewindeniet M3
M3 thread rivet

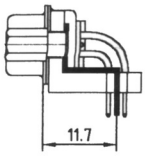

Code 3 Gewindebolzen UNC 4-40
UNC 4-40 thread bolts

Code 4 Gewindebolzen M3
M3 thread bolts

* Dies ist ein **Bestellbeispiel** -
bitte durch Ihre Spezifikationen ersetzen.
** This is an **order example** -*
please replace by your specifications.

Empfehlungen für das Wellenlötverfahren

Recommendations for Wave Soldering

Die Bauteile sollten bei einer Lötbadtemperatur von 260°C in max. 5 Sekunden verlötet werden.
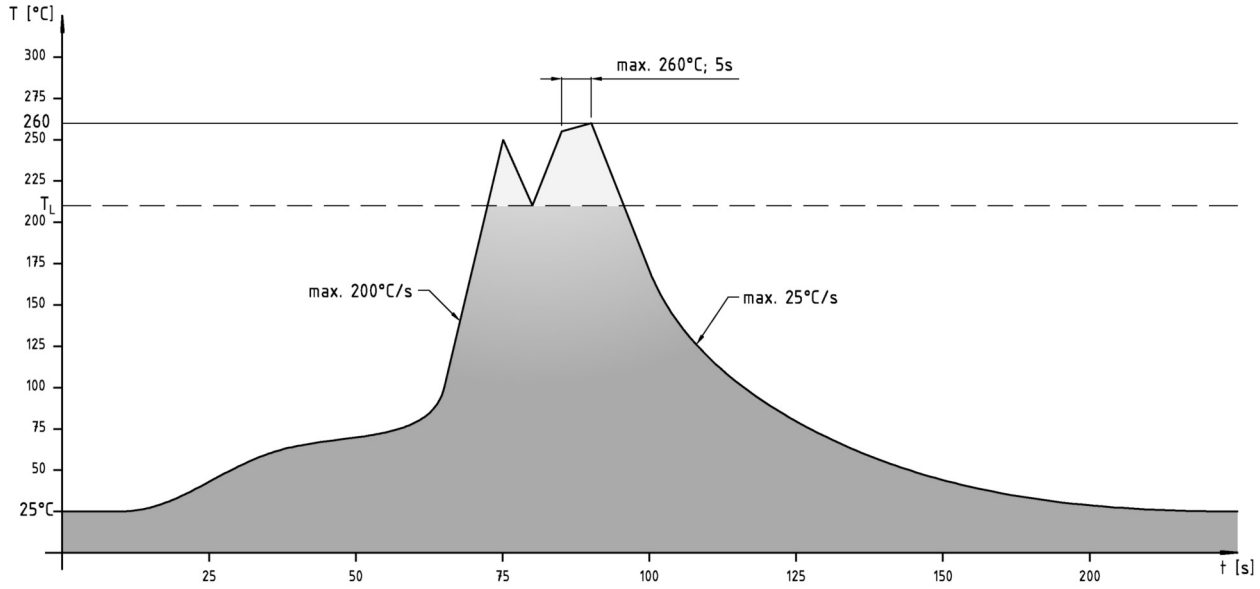
Empfohlenes Wellenlötprofil: