

46-623 Economy Version

Buchsenleisten RM 2,54mm, gerade, 1-reihig – BH 5,0mm, durchsteckbar
 Female Headers, 2.54mm Pitch, Straight, Single Row – 5.0mm Profile, Pass Through

Technische Daten / Technical Data

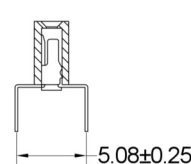
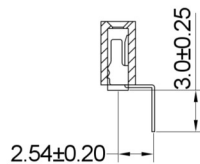
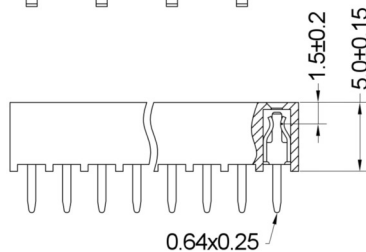
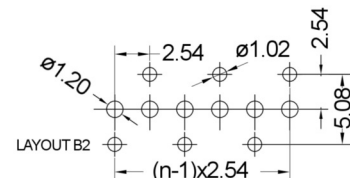
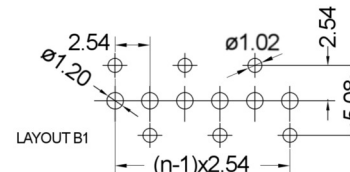
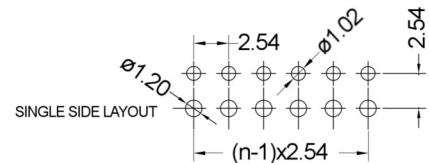
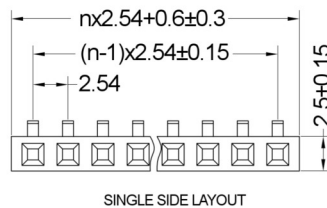
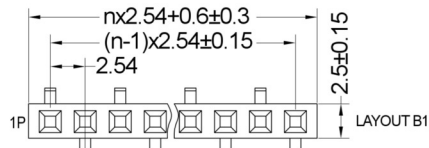
Isolierkörper <i>Insulator</i>	Thermoplast, nach UL94 V-0 <i>Thermoplastic, rated UL94 V-0</i>
Kontaktmaterial <i>Contact Material</i>	Kupferlegierung <i>Copper alloy</i>
Kontaktoberfläche <i>Contact Surface</i>	Au über Ni <i>Au over Ni</i>
Durchgangswiderstand <i>Contact Resistance</i>	< 20 mΩ
Isolationswiderstand <i>Insulation Resistance</i>	> 1000 MΩ
Spannungsfestigkeit <i>Test Voltage</i>	1000 V AC/DC
Nennstrom <i>Current Rating</i>	3 A
Temperaturbereich <i>Temperature Range</i>	-40 °C ... +105 °C
Verarbeitung	230 °C für 30-60 Sekunden (260 °C für 5 Sekunden)
<i>Processing</i>	230 °C for 30-60 seconds (260 °C for 5 seconds)



© W+P PRODUCTS

Doppelfederkontakte für
 Vierkantstifte 0,635mm.
*Dual beam contacts accept
 0.635mm square pins.*

Recommended PCB Layout (Top Side)
 (PCB BOARD TOLERANCE ±0.05)



Series

46-623

Contacts*

03

03-40 Einreihig
 Single row

Type*

1

1 Einseitig bestückt
 Single sided layout
 2 Layout B1
 Layout B1
 3 Layout B2
 Layout B2

Plating

00

00 Vergoldet
 Gold plated

* Dies ist ein **Bestellbeispiel** -
 bitte durch Ihre Spezifikationen ersetzen.
 * This is an **order example** -
 please replace by your specifications.

Reflow-Lötverfahren

Reflow Soldering Information

Reflow-Lötempfehlung für kurze Lötzeiten

Die Bauteile sollten gemäß folgendem Temperatur-Profil in Anlehnung an die IPC/JEDEC J-STD-020C für bleifreies Löten im Reflow-Verfahren verarbeitet werden (Maximalwerte).

Profileigenschaft	Kennwert
Temperatur Minimum T_{Smin}	150 °C
Temperatur Maximum T_{Smax}	200 °C
Dauer $T_{Smin} - T_{Smax}$	60 – 180s
Temperatur Lötbereich T_L	untere Temperaturangabe [°C]
Verweildauer oberhalb T_L	laut Angabe im Datenblatt [sec]
Ramp-Up Rate $T_{Smax} - T_P$	max. 3 °C / s
Höchsttemperatur T_P	obere Temperaturangabe [°C]
Dauer Höchsttemperatur	laut Angabe im Datenblatt [sec]
Ramp-Down Rate $T_{Pmax} - T_{Smin}$	6 °C / s
Dauer 25 °C – Höchsttemperatur T_P	max. 8m

Reflow Soldering Recommendation For Shorter Peak Times

Items should be soldered according to IPC/JEDEC J-STD-020C temperature profile for leadfree reflow soldering (maximum values).

Profile Feature	Key Values
Minimum Temperature T_{Smin}	150 °C
Maximum Temperatur T_{Smax}	200 °C
Duration $T_{Smin} - T_{Smax}$	60 – 180s
Soldering Range Temperature T_L	Lower Temperature [°C]
Duration above T_L	Acc. to datasheet [sec]
Ramp-Up Rate $T_{Smax} - T_P$	max. 3 °C / s
Peak Temperature T_P	Upper Temperature [°C]
Duration Peak Temperature	Acc. to datasheet [sec]
Ramp-Down Rate $T_{Pmax} - T_{Smin}$	6 °C / s
Duration 25°C - Peak Temp. T_P	max. 8min

