


# 588 - obsolete

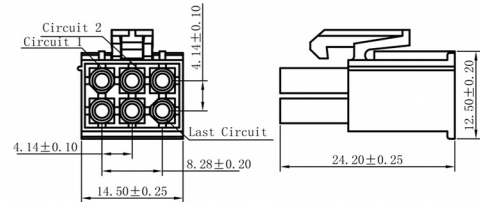
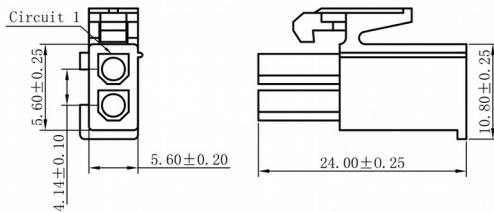
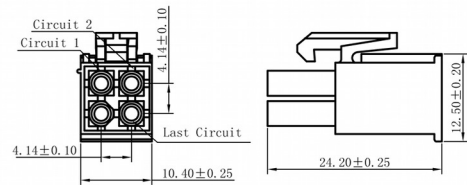
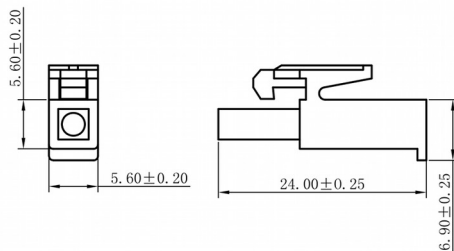
## Crimp-Rast-Gehäuse & Buchsenkontakte RM 4,14mm Friction Lock Housings & Female Contacts, 4.14mm Pitch

### Technische Daten / Technical Data

Isolierkörper <i>Insulator</i>	Thermoplast, nach UL94 V-0 <i>Thermoplastic, rated UL94 V-0</i>
Kontaktmaterial <i>Contact Material</i>	Kupferlegierung <i>Copper alloy</i>
Aderquerschnitt <i>Applicable wire Gauge</i>	AWG 18 ~ 22 <i>AWG 18 ~ 22</i>
Durchgangswiderstand <i>Contact Resistance</i>	< 20 mΩ <i>&lt; 20 mΩ</i>
Isolationswiderstand <i>Insulation Resistance</i>	> 1000 MΩ <i>&gt; 1000 MΩ</i>
Spannungsfestigkeit <i>Test Voltage</i>	1500 V AC <i>1500 V AC</i>
Nennspannung <i>Voltage Rating</i>	600 V AC/DC <i>600 V AC/DC</i>
Nennstrom <i>Current Rating</i>	7 A AC/DC <i>7 A AC/DC</i>
Temperaturbereich <i>Temperature Range</i>	-25 °C ... +85 °C <i>-25 °C ... +85 °C</i>



© W+P PRODUCTS



Series

**588**

Contacts\*

**06**

01 Einreihig  
Single row  
02/04/06 Zweireihig  
Double row

Type

**1**

1 Gehäuse für Buchsenkontakte  
Housing for female contacts

Rows\*

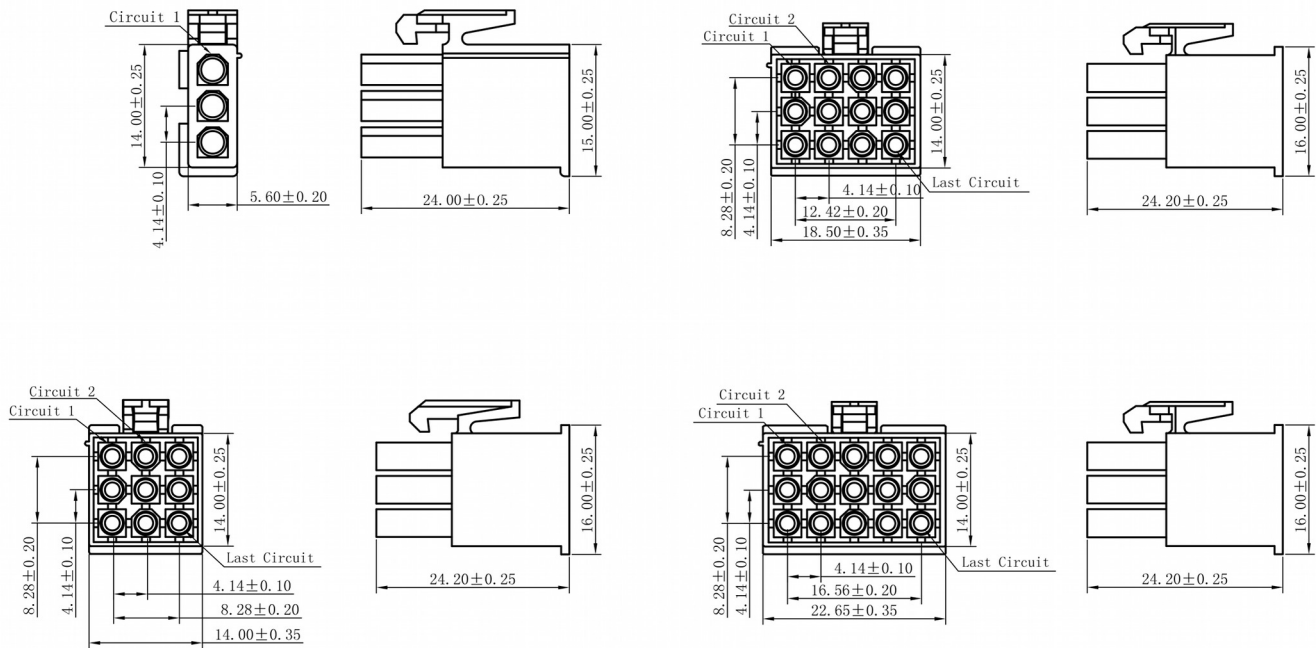
**2**

1 Einreihig  
Single row  
2 Zweireihig  
Double row

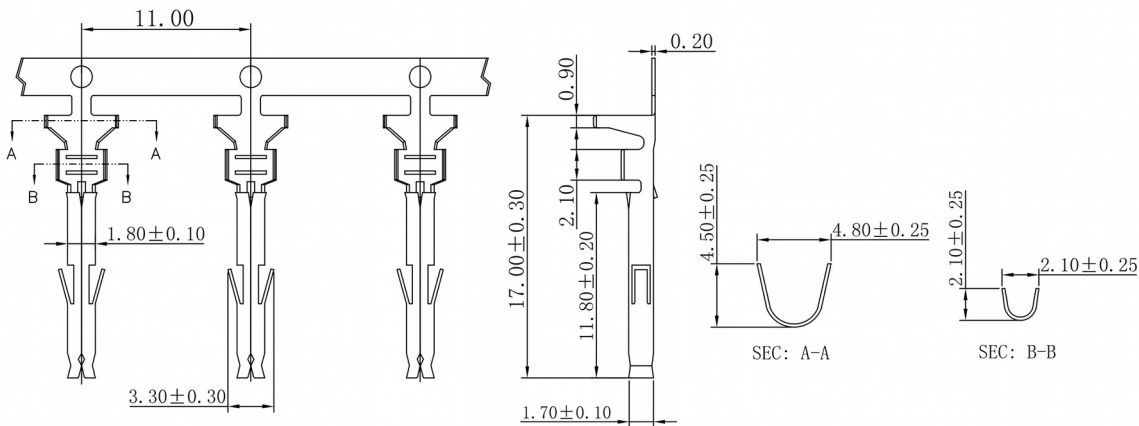
# 588 - obsolete

## Crimp-Rast-Gehäuse & Buchsenkontakte RM 4,14mm

### Friction Lock Housings & Female Contacts, 4.14mm Pitch



**Series** **588** — **Contacts\*** **09** — **Type** **1** — **Rows** **3**  
**03/09/12/15** Dreireihig  
*Triple row*  
**1** Gehäuse für Buchsenkontakte  
*Housing for female contacts*  
**3** Dreireihig  
*Triple row*



**Series** **588** — **Contacts** **01** — **Type** **2** — **Plating** **50** — **AWG** **1822**  
**2** Buchsenkontakt  
*Female contact*  
**50** Verzinkt  
*Tin plated*  
**1822** AWG 18 - AWG 22


\* Dies ist ein **Bestellbeispiel** -  
 bitte durch Ihre Spezifikationen ersetzen.  
 \* This is an **order example** -  
 please replace by your specifications.

# 588 - obsolete

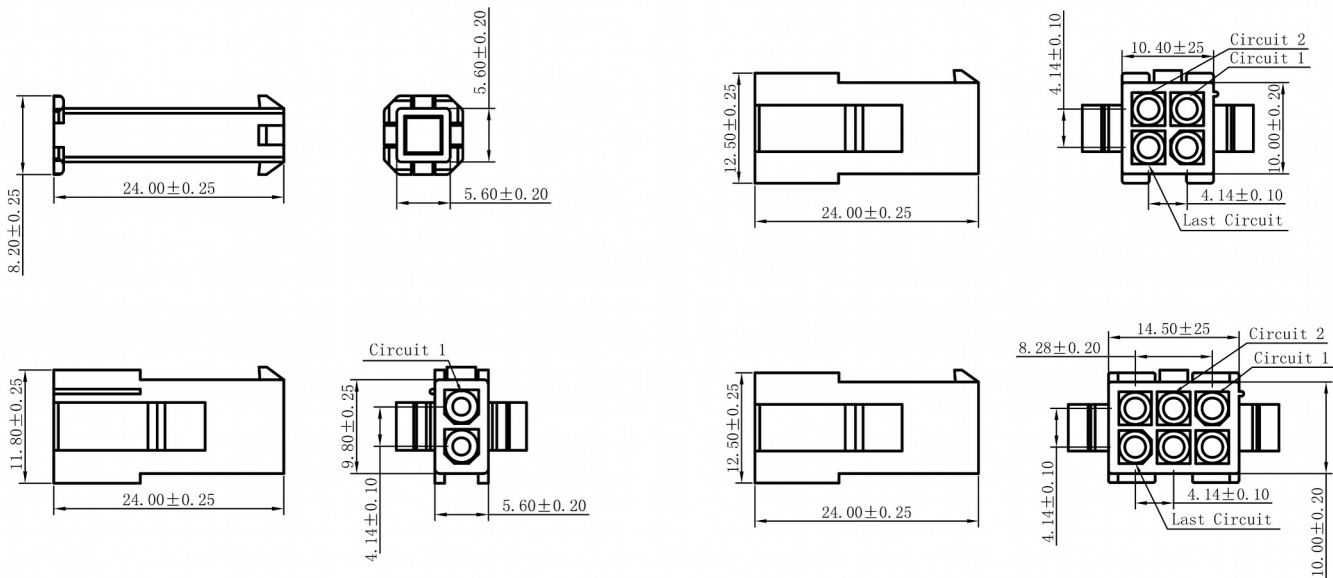
## Crimp-Rast-Gehäuse & Stiftkontakte RM 4,14mm Friction Lock Housings & Male Contacts, 4.14mm Pitch

### Technische Daten / Technical Data

Isolierkörper <i>Insulator</i>	Thermoplast, nach UL94 V-0 <i>Thermoplastic, rated UL94 V-0</i>
Kontaktmaterial <i>Contact Material</i>	Kupferlegierung <i>Copper alloy</i>
Aderquerschnitt <i>Applicable wire Gauge</i>	AWG 18 ~ 22 <i>AWG 18 ~ 22</i>
Durchgangswiderstand <i>Contact Resistance</i>	< 20 mΩ <i>&lt; 20 mΩ</i>
Isolationswiderstand <i>Insulation Resistance</i>	> 1000 MΩ <i>&gt; 1000 MΩ</i>
Spannungsfestigkeit <i>Test Voltage</i>	1500 V AC <i>1500 V AC</i>
Nennspannung <i>Voltage Rating</i>	600 V AC/DC <i>600 V AC/DC</i>
Nennstrom <i>Current Rating</i>	7 A AC/DC <i>7 A AC/DC</i>
Temperaturbereich <i>Temperature Range</i>	-25 °C ... +85 °C <i>-25 °C ... +85 °C</i>



© W+P PRODUCTS



Series

**588**

Contacts\*

**04**

01 Einreihig  
Single row  
02/04/06 Zweireihig  
Double row

Type

**5**

5 Gehäuse für Stiftkontakte  
Housing for male contacts

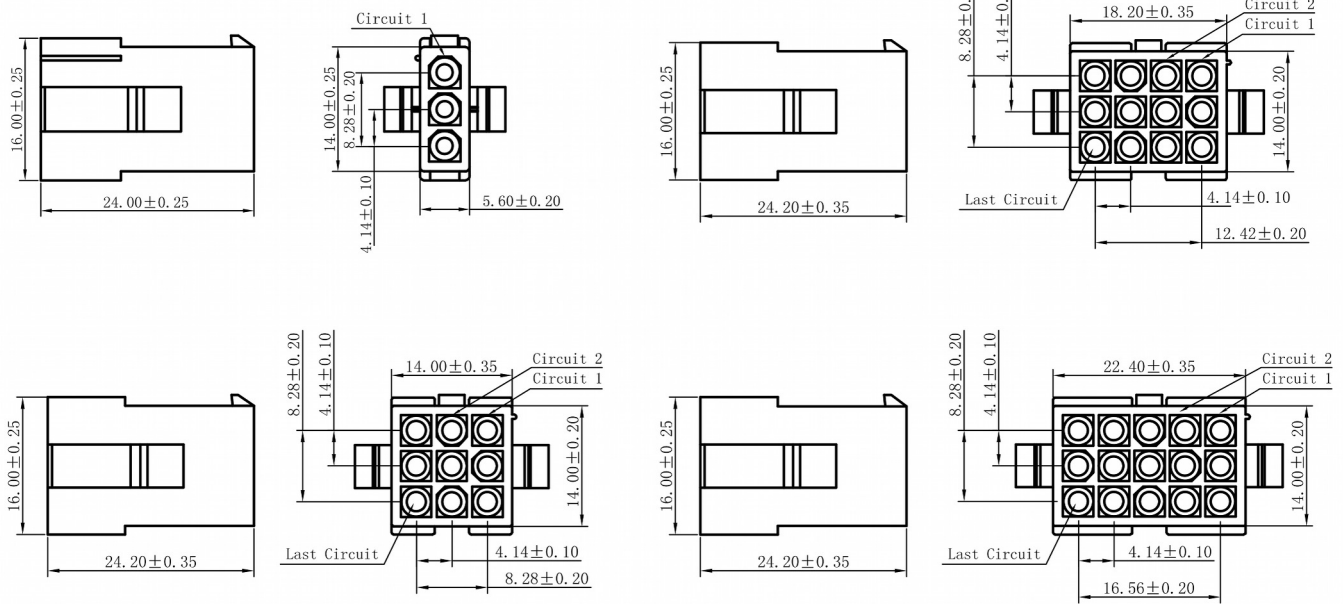
Rows\*

**2**

1 Einreihig  
Single row  
2 Zweireihig  
Double row

# 588 - obsolete

**Crimp-Rast-Gehäuse & Stiftkontakte RM 4,14mm**  
**Friction Lock Housings & Male Contacts, 4.14mm Pitch**



**Series**

**588**

**Contacts\***

**09**

**03/09/12/15 Dreireihig**  
*Triple row*

**Type**

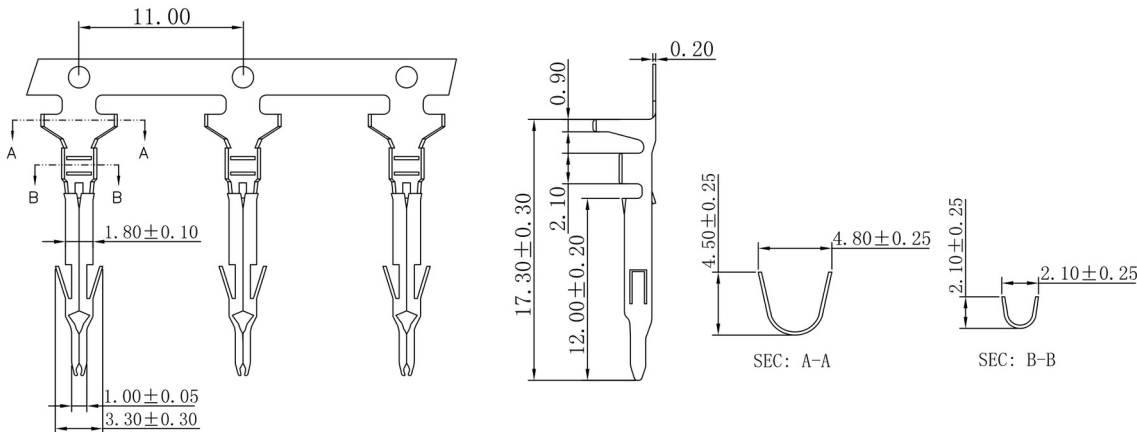
**5**

**5 Gehäuse für Stiftkontakte**  
*Housing for male contacts*

**Rows**

**3**

**3 Dreireihig**  
*Triple row*



**Series**

**588**

**Contacts**

**01**

**Type**

**6**

**6 Stiftkontakte**  
*Male contacts*

**Plating**

**50**

**50 Verzinkt**  
*Tin plated*

**AWG**

**1822**

**1822 AWG 18 - AWG 22**


\* Dies ist ein **Bestellbeispiel** -  
 bitte durch Ihre Spezifikationen ersetzen.  
 \* This is an **order example** -  
 please replace by your specifications.

# 588 - obsolete

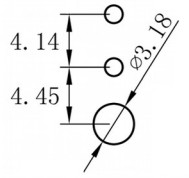
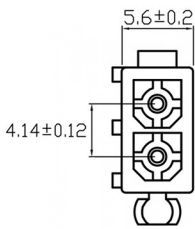
## Crimp-Rast-Stiftleisten RM 4,14mm, gerade, mit Board Locks Friction Lock Male Headers, 4.14mm Pitch, Straight, with Board Locks

### Technische Daten / Technical Data

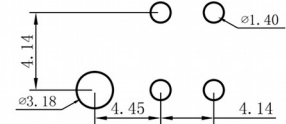
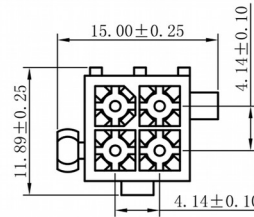
Isolierkörper <i>Insulator</i>	Thermoplast, nach UL94 V-0 <i>Thermoplastic, rated UL94 V-0</i>
Kontaktmaterial <i>Contact Material</i>	Rundkontakt Ø 1mm, Kupferlegierung <i>Round pin Ø 1mm, copper alloy</i>
Durchgangswiderstand <i>Contact Resistance</i>	< 20 mΩ <i>&lt; 20 mΩ</i>
Isolationswiderstand <i>Insulation Resistance</i>	> 1000 MΩ <i>&gt; 1000 MΩ</i>
Spannungsfestigkeit <i>Test Voltage</i>	1500 V AC <i>1500 V AC</i>
Nennspannung <i>Voltage Rating</i>	600 V AC/DC <i>600 V AC/DC</i>
Nennstrom <i>Current Rating</i>	7 A AC/DC <i>7 A AC/DC</i>
Temperaturbereich <i>Temperature Range</i>	-25 °C ... +85 °C <i>-25 °C ... +85 °C</i>
Verarbeitung <i>Processing</i>	Wellenlötverfahren <i>Wave soldering</i>



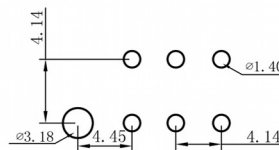
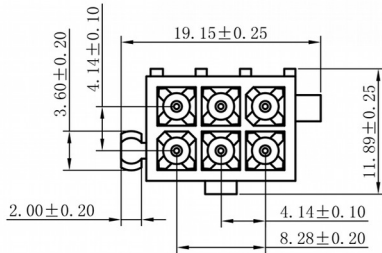
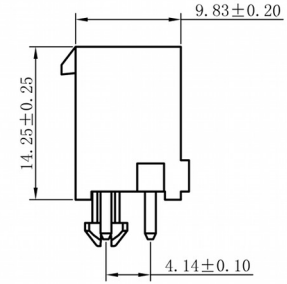
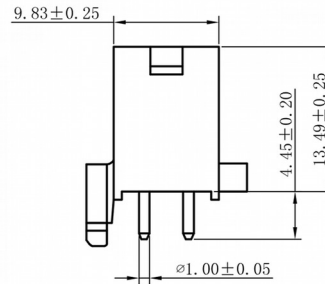
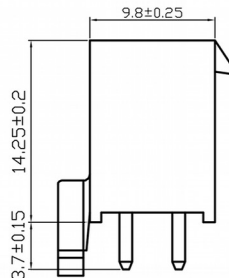
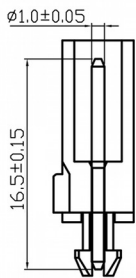
© W+P PRODUCTS



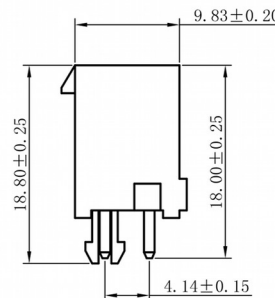
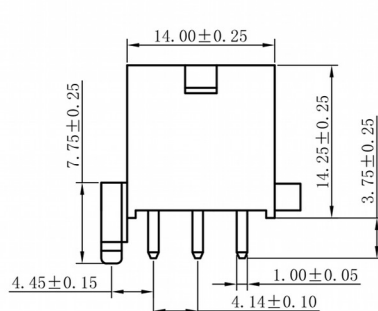
P. C. B LAYOUT



P. C. B LAYOUT



P. C. B LAYOUT



Series

**588**

Contacts\*

**06**

02/04/06 Zweireihig  
Double row

Type

**3**

3 Gerade  
Straight

Rows

**2**

2 Zweireihig  
Double row

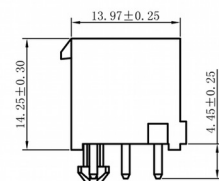
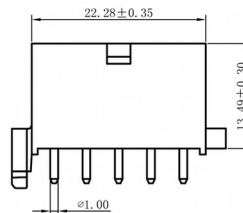
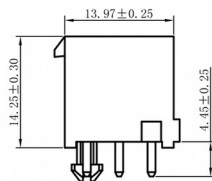
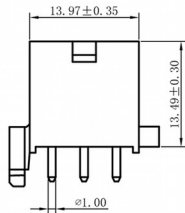
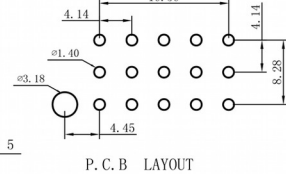
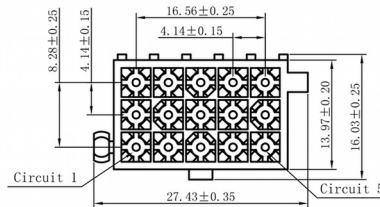
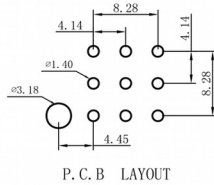
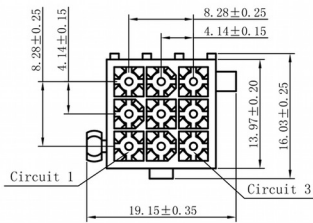
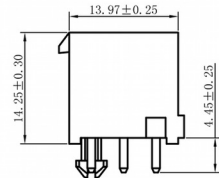
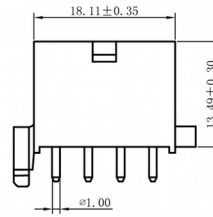
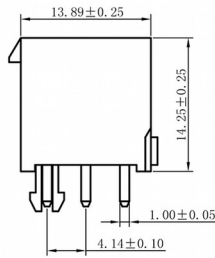
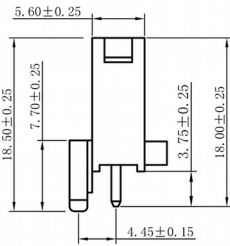
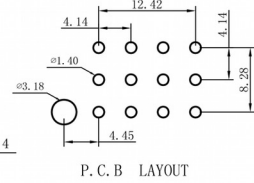
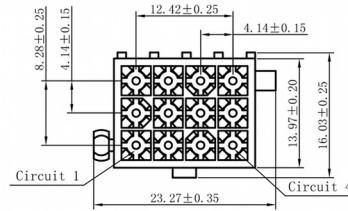
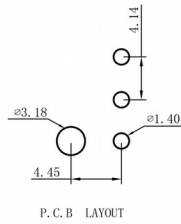
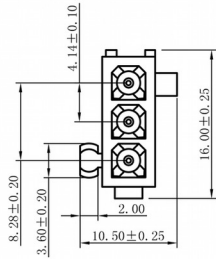
Plating

**50**

50 Verzinkt  
Tin plated

# 588 - obsolete

**Crimp-Rast-Stiftleisten RM 4,14mm, gerade, mit Board Locks**  
**Friction Lock Male Headers, 4.14mm Pitch, Straight, with Board Locks**



**Series**

**588**

**Contacts\***

**06**

**03/09/12/15** Dreireihig  
Triple row

**Type**

**3**

**3** Gerade  
Straight

**Rows**

**3**

**3** Dreireihig  
Triple row

**Plating**

**50**

**50** Verzinkt  
Tin plated

\* Dies ist ein **Bestellbeispiel** - bitte durch Ihre Spezifikationen ersetzen.  
 \* This is an **order example** - please replace by your specifications.

### Empfehlungen für das Wellenlötverfahren

#### Recommendations for Wave Soldering

Die Bauteile sollten bei einer Lötbadtemperatur von 260°C in max. 5 Sekunden verlötet werden.

Empfohlenes Wellenlötprofil:

