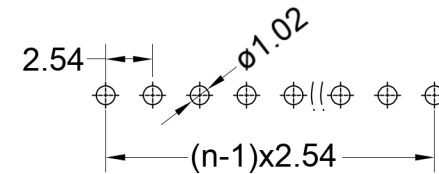


Insulator	Thermoplastic, rated UL94 V-0
Contact Material	Copper alloy
Contact Surface	Au over Ni
Contact Resistance	20 mΩ max.
Insulation Resistance	1000 MΩ min.
Test Voltage	1000 V AC/DC
Current Rating	3 A
Temperature Range	-40 °C ... +105 °C
Processing Temperature	230 °C for 30-60 seconds (260 °C for 10 seconds)

Recommended PCB Layout (Top Side)  
(PCB BOARD TOLERANCE ±0.05)



Mates with □0.635mm pin header

Series **46-162** — Contacts\* **07** — Rows **1** — Plating **00**  
 02-40 Einreihig Single row  
 1 Einreihig Single row  
 00 Vergoldet Gold plated

X.X	±0.30
X.XX	±0.20
X.XXX	±0.10
Angle	±3°
DIM	TOL



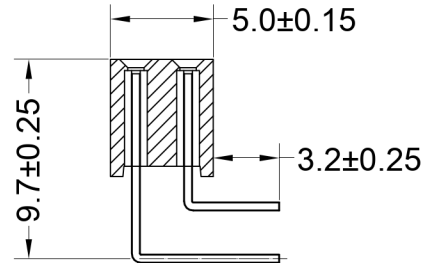
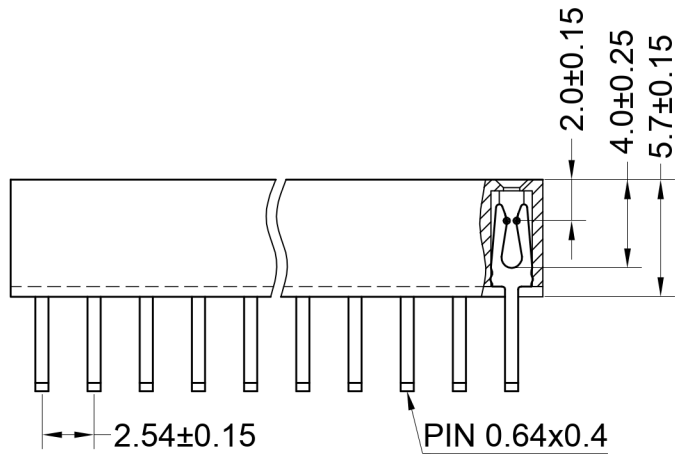
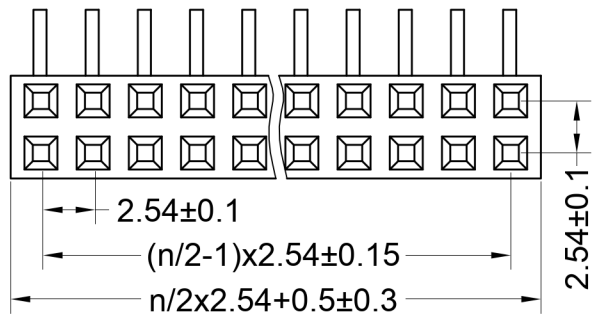
Serial Number <b>46-162</b>			
Part Name Female Header, 2.54mm Pitch, Right-Angled, Single Row – 5.7mm Profile			
Creation date 2020-06-10	Drawn AL	Approved PS	Approval date 2021-01-05
REACH (EG) Nr. 1907/2006 RoHS 2011/65/EU compliant		Scale %	Sheet 1/2

On release of the data sheet, previous releases are no longer valid. Dimensions and tolerances are subject to change.

Copying of this document, and giving it to others and the use or communication of the contents thereof, are forbidden without express authority. Offenders are liable to the prosecution of the courts. In the event of the grant of a patent or the registration of a utility model or design.

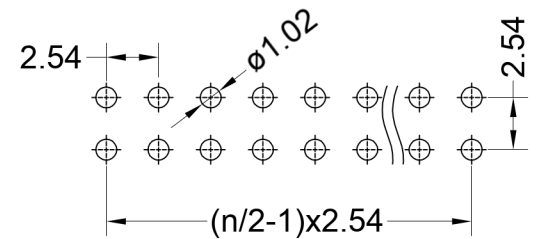
On release of the data sheet, previous releases are no longer valid. Dimensions and tolerances are subject to change.

Copying of this document, and giving it to others and the use or communication of the contents thereof, are forbidden without express authority. Offenders are liable to the payment of damages and may be prosecuted in the event of the grant of a patent or the registration of a utility model or design.



Insulator	Thermoplastic, rated UL94 V-0
Contact Material	Copper alloy
Contact Surface	Au over Ni
Contact Resistance	20 mΩ max.
Insulation Resistance	1000 MΩ min.
Test Voltage	1000 V AC/DC
Current Rating	3 A
Temperature Range	-40 °C ... +105 °C
Processing Temperature	230 °C for 30-60 seconds (260 °C for 10 seconds)

Recommended PCB Layout (Top Side)  
(PCB BOARD TOLERANCE ±0.05)



Mates with □0.635mm pin header

<b>Series</b>	<b>Contacts*</b>	<b>Rows</b>	<b>Plating</b>
<b>46-162</b>	<b>08</b>	<b>2</b>	<b>00</b>
	04-24 Zweireihig Double row	2 Zweireihig Double row	00 Vergoldet Gold plated

X.X	±0.30	<b>W+P</b> WE CONNECT IT®	Serial Number <b>46-162</b>			
X.XX	±0.20		Part Name Female Header, 2.54mm Pitch, Right-Angled, Double Row – 5.7mm Profile			
X.XXX	±0.10		Creation date 2020-06-10	Drawn AL	Approved PS	Approval date 2021-01-05
Angle	±3°		REACH (EG) Nr. 1907/2006 RoHS 2011/65/EU compliant		Scale %	Sheet 2 / 2
DIM	TOL					