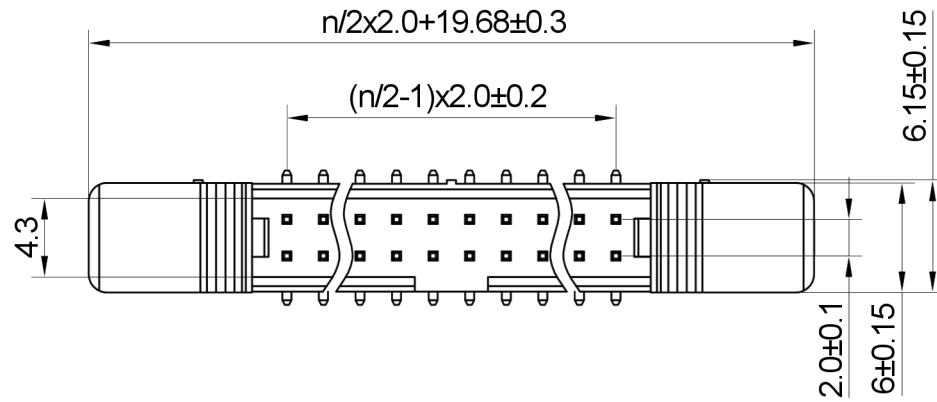
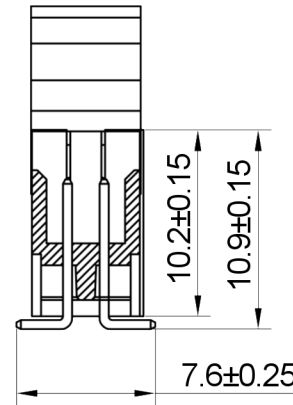
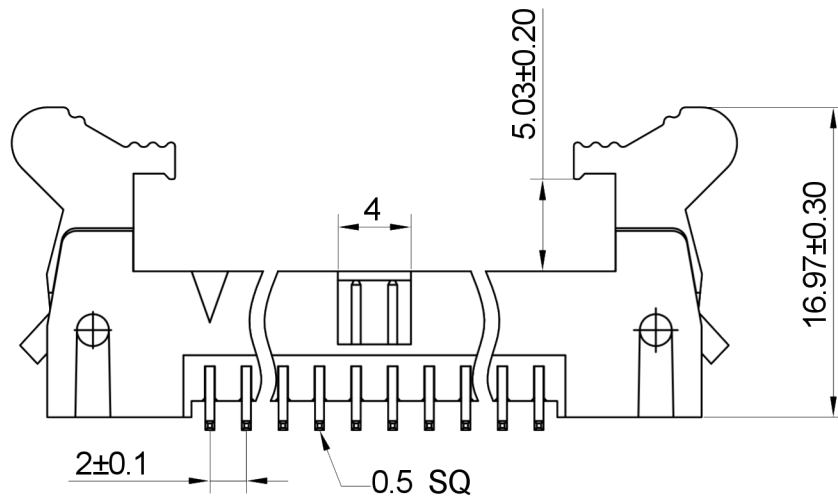


On release of the data sheet, previous releases are no longer valid. Dimensions and tolerances are subject to change.

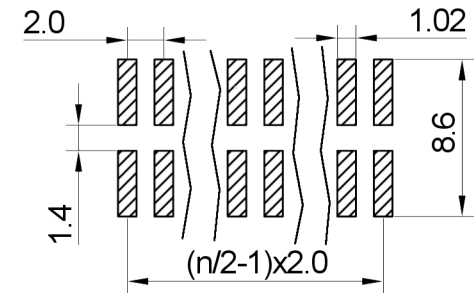
Copying of this document and giving it to others and the use or communication of the contents thereof is prohibited without the written consent of W+P. Offenders are liable to the payment of damages. All rights are reserved in the event of the grant of a patent or the registration of a utility model or design.



Insulator	Thermoplastic, rated UL94 V-0
Contact Material	Copper alloy
Contact Surface	Au flash over Ni
Contact Resistance	20 mΩ max.
Insulation Resistance	500 MΩ min.
Test Voltage	500 V AC/DC
Current Rating	1.0 A
Temperature Range	-40 °C ... +105 °C
Processing Temperature	230 °C for 30-60 seconds (260 °C for 10 seconds)



Recommended PCB Layout (Top Side)
(PCB BOARD TOLERANCE ±0.05)



Series **46-2380** Contacts * **40** Plating **00** Packaging * **ST**

06-40

00 Vergoldet
Gold plated

ST
TRAY
PPTR (Option)

In Stangen ohne Pick&Place-Pads / In tubes w/o Pick&Place-Pads
Auf Tray / On Tray
Tape & Reel mit P&P-Pads / Tape & Reel with P&P-Pads

Mates with IDC socket connector e.g. 343

Andere Kontaktzahlen auf Anfrage / Other numbers of contacts on request

X.X	±0.30
X.XX	±0.20
X.XXX	±0.10
Angle	±3°
DIM	TOL



Serial Number 46-2380			
Part Name SMT Box Header with Latches, 2.00mm Pitch, Vertical			
Creation date 2019-11-27	Drawn AL	Approved PS	Approval date 2021-01-08
REACH (EG) Nr. 1907/2006 RoHS 2011/65/EU compliant		Scale %	Sheet