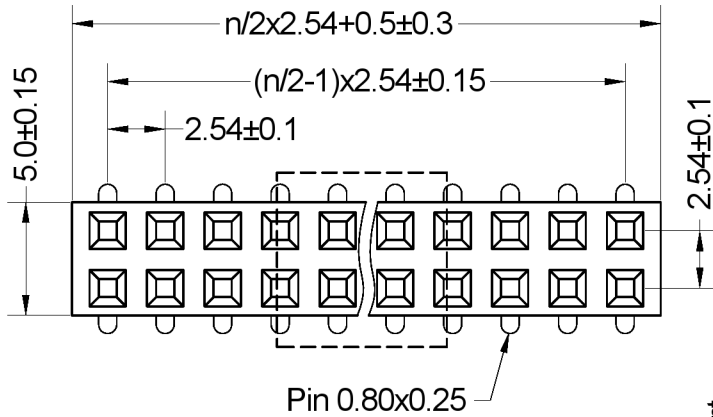


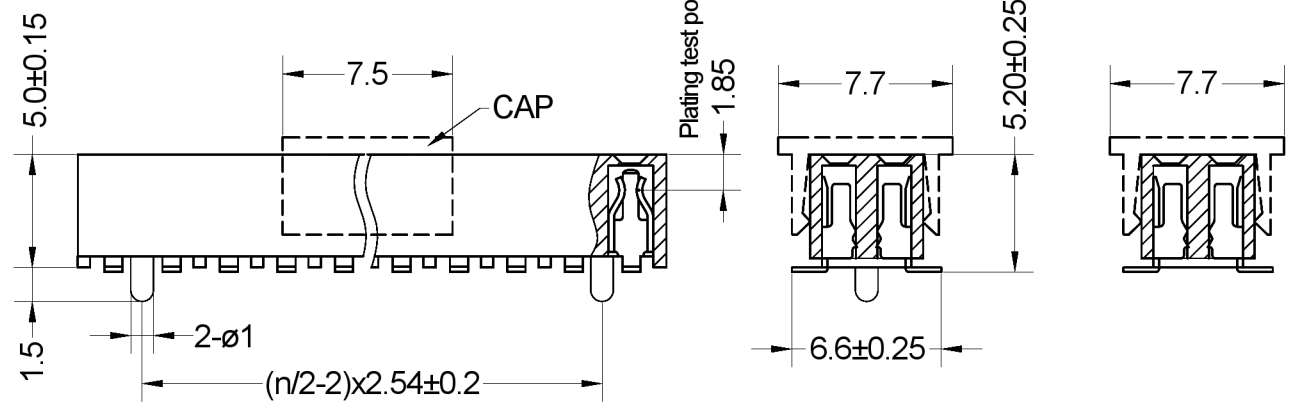
On release of the data sheet, previous releases are no longer valid. Dimensions and tolerances are subject to change.

Copying of this document, and giving it to others and the use or communication of the contents thereof, are forbidden without express authority. Offenders are liable to the registration of a utility model or design.

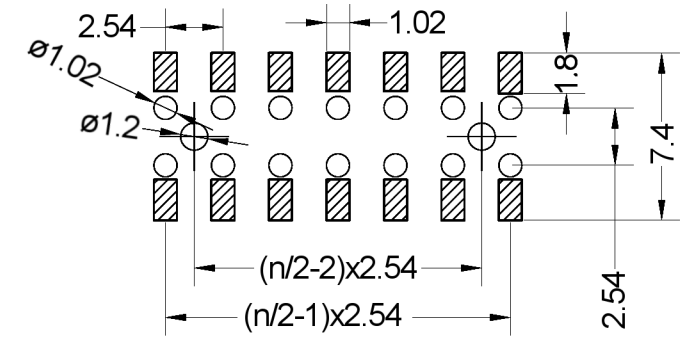


SPECIFICATIONS

Insulator	Thermoplastic, rated UL94 V-0
Contact Material	Copper alloy
Contact Surface	Au over Ni
Contact Resistance	20 mΩ max.
Insulation Resistance	1000 MΩ min.
Test Voltage	1000 V AC/DC
Current Rating	3 A
Temperature Range	-40 °C ... +105 °C
Processing Temp:	230°C for 30-60 seconds (260°C for 10 seconds)



Recommended PCB Layout (Top Side)
(PCB BOARD TOLERANCE ±0.05)



Series **46-3491** — **Contacts*** **40** — **Plating** **00** — **Locating Pegs*** **00** — **Packaging*** **ST**

04-80 Zweireihig
Double row

00 Vergoldet
Gold plated

00 Ohne Pos.hilfen
W/o loc. pegs
10 Mit Pos.hilfen
With loc. pegs

ST In Stangen ohne Pick&Place-Pads / In tubes w/o Pick&Place-Pads
PPST In Stangen mit P&P-Pads / In tubes with P&P-Pads
PPTR Tape & Reel mit P&P-Pads / Tape & Reel with P&P-Pads

Mates with □0.635mm pin header

X.X	±0.30
X.XX	±0.20
X.XXX	±0.10
Angle	±3°
DIM	TOL



Serial Number 46-3491			
Part Name SMT Female Header 2.54mm Pitch, Vertical, 2 Row - Pass Through			
Creation date 2018-06-11	Drawn AL	Approved PS	Approval date 2021-01-08
RoHS 2011/65/EU compliant		Scale %	Sheet 1/1