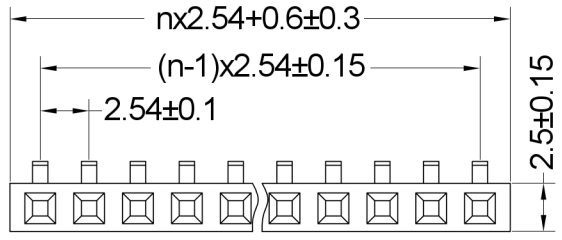
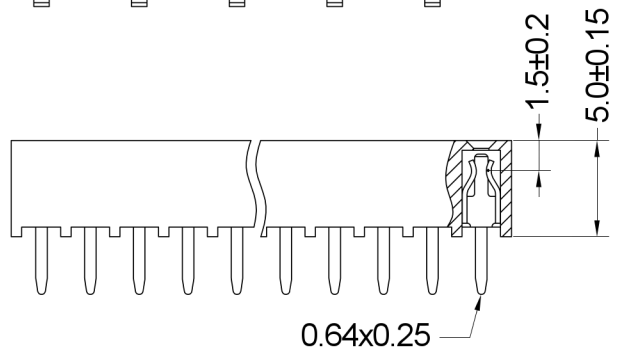
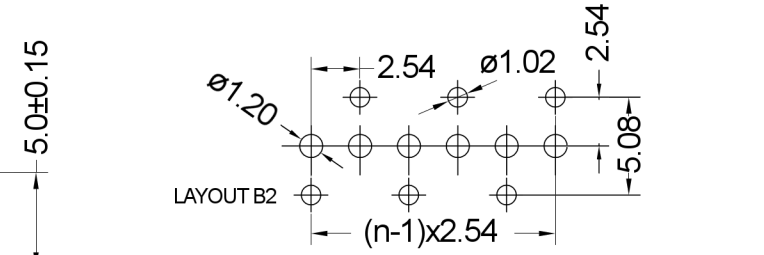
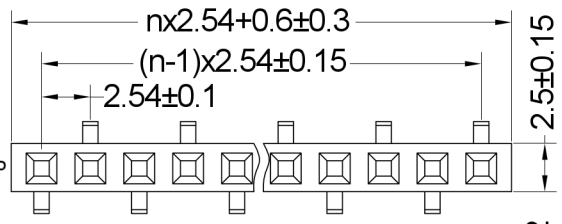
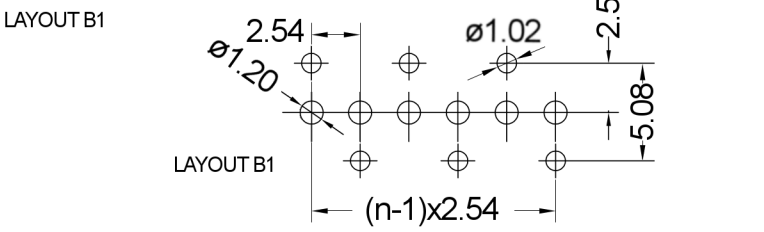
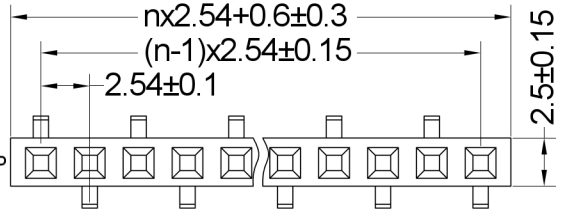
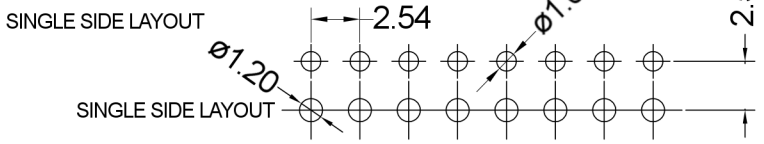


On release of the data sheet, previous releases are no longer valid. Dimensions and tolerances are subject to change.

Copying of this document, and giving it to others and the use or communication of the contents thereof, are forbidden without express authority. Offenders are liable to the registration of a utility model or design.

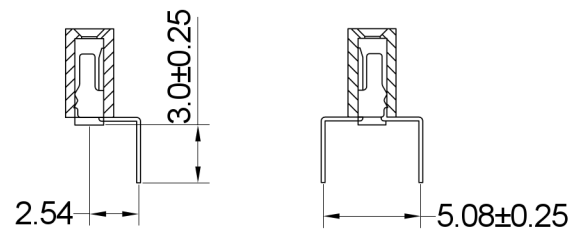


Recommended PCB Layout (Top Side)
(PCB BOARD TOLERANCE ±0.05)



SPECIFICATIONS

Rated Current:	3A
Contact Resistance:	20mΩ Max
Withstand Voltage:	1000V AC/DC
Insulation Resistance:	1000MΩ Min
Operation Temperature:	-40°C to +105°C
Contact Material:	Brass
Contact Plating:	see ordering code
Insulator Material:	Polyester (UL94V-0)
Standard:	PA6T
Max.Processing Temp:	230°C for 30-60 seconds (260°C for 5 seconds)



Series	Contacts*	Type*	Plating
46-623	03 03-40 Single row	1 1 Single sided layout 2 Layout B1 3 Layout B2	00 00 Gold plated

Mates with □0.635mm pin header

X.X	±0.30	W+P WE CONNECT IT	Serial Number 46-623			
X.XX	±0.20		Part Name Female Headers, 2.54mm Pitch, Pass Through			
X.XXX	±0.10		Creation date 2018-08-06	Drawn AL	Approved PS	Approval date 2021-01-06
Angle	±3°		RoHS 2011/65/EU compliant		Scale %	Sheet 1/1
DIM	TOL					