


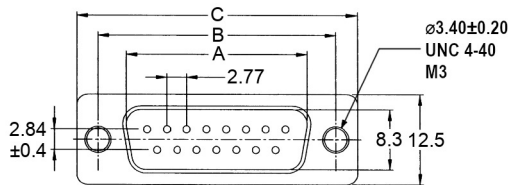
### Technische Daten / Technical Data

Gehäuse	Stahl vernickelt (Vollkunststoff als Option 30)
Shell	Nickel plated steel (full plastic with option 30)
Isolierkörper	Thermoplast, nach UL94 V-0
Insulator	Thermoplastic, rated UL94 V-0
Farbe	Schwarz (Blau auf Anfrage)
Colour	Black (blue on request)
Kontaktmaterial	Kupferlegierung
Contact Material	Copper alloy
Kontaktoberfläche	Sel. Au/Sn über Nickel
Contact Surface	Sel. Au/Sn over Nickel
Durchgangswiderstand	< 20 mΩ
Contact Resistance	< 20 mΩ
Isolationswiderstand	> 3000 MΩ
Insulation Resistance	> 3000 MΩ
Spannungsfestigkeit	1000 V AC
Test Voltage	1000 V AC
Betriebsspannung	100 V AC max.
Operating Voltage	100 V AC max.
Nennstrom	3 A max.
Current Rating	3 A max.
Temperaturbereich	-55 °C ... +105 °C
Temperature Range	-55 °C ... +105 °C
Güteklasse	GK 3, min. 50 Steckzyklen, andere GK auf Anfrage
Quality Class	Quality class 3, min. 50 cycles, more quality options on request

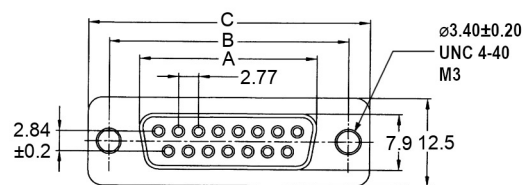


© W+P PRODUCTS

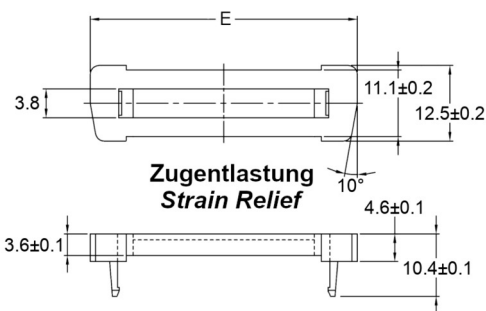
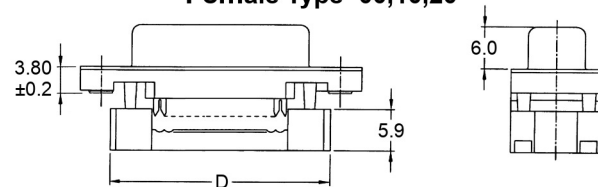
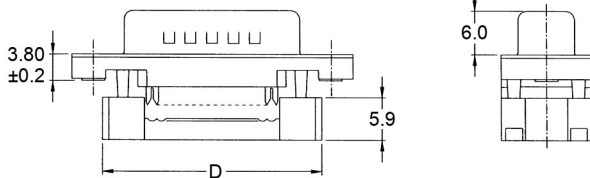
Empf. Kabel: Flachbandkabel AWG28/7 (z.B. 3560-1-287...)  
Rcmd. cable: Flat cable AWG28/7 (e.g. 3560-1-287...)



Male Type -00,10,20-

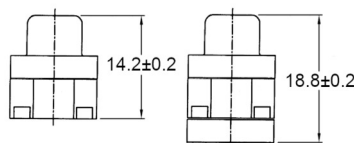


Female Type -00,10,20-



Zugentlastung  
Strain Relief

Verpresste Höhe  
Assembled Height



ohne Z.E.  
w/o S.R.

mit Z.E.  
with S.R.

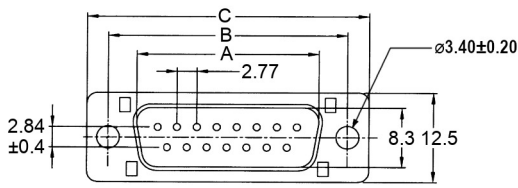
n	A male	A female	B	C	D	E Str. R.
09	16.92	16.30	25.00	30.80	22.40	22.40
15	25.25	24.60	33.30	39.20	30.80	30.80
25	38.96	38.30	47.10	53.10	44.50	44.50
37	55.42	54.80	63.50	69.40	61.40	61.20

<b>Series</b>	<b>Contacts*</b>	<b>Terminals*</b>	<b>Mounting*</b>	<b>Strain Relief*</b>	<b>Plating*</b>
<b>114-8</b>	<b>15</b> 09/15/25/37	<b>1</b> 1 Stiftkontakte Male 2 Buchsenkontakte Female	<b>00</b> 00 Metallblende mit Durchgangsloch 3,4mm Metal front with through hole 3.4mm 10 Metallblende mit UNC 4-40 Metal front with UNC 4-40 20 Metallblende mit M3 (auf Anfrage) Metal front with M3 (on request)	<b>00</b> 00 Ohne Zugentlastung W/o strain relief 10 Mit Zugentlastung With strain relief	<b>60</b> 60 Sel. Au flash / Sn sales@wppro.com

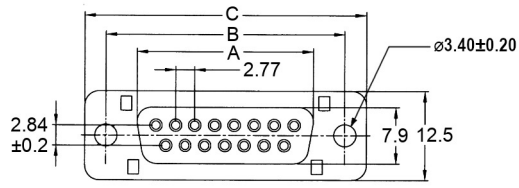
# 114-8

## D-Sub Steckverbinder für IDC-Flachbandkabel

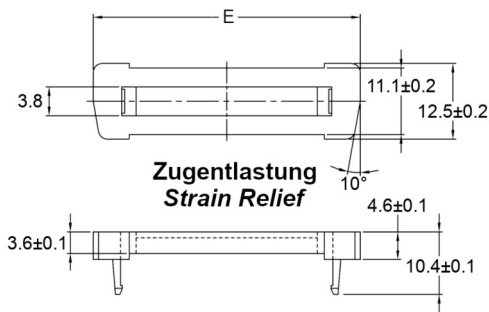
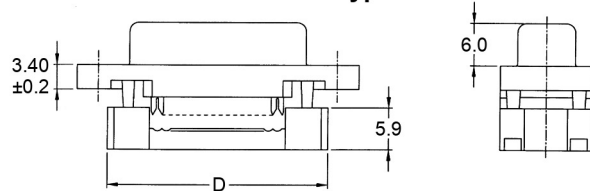
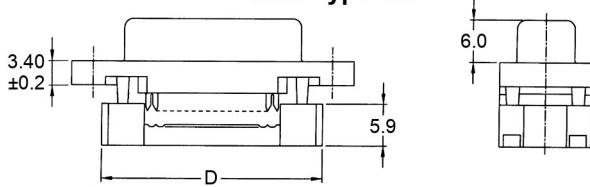
### D-Sub Connectors for Flat Cable



Male Type -30-

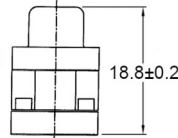
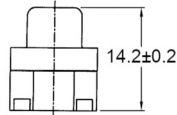


Female Type -30-



Zugentlastung  
Strain Relief

Verpresste Höhe  
Assembled Height



ohne Z.E.  
w/o S.R.

mit Z.E.  
with S.R.

n	A male	A female	B	C	D	E Str. R.
09	16.92	16.30	25.00	30.80	22.40	22.40
15	25.25	24.60	33.30	39.20	30.80	30.80
25	38.96	38.30	47.10	53.10	44.50	44.50
37	55.42	54.80	63.50	69.40	61.40	61.20

Series

**114-8**

Contacts\*

**15**

09/15/25/37

Terminals\*

**1**

1 Stiftkontakte  
Male  
2 Buchsenkontakte  
Female

Mounting

**30**

30 Voll-Kunststoff-Version  
mit Durchgangsloch 3.4mm  
Full thermoplastic version  
with through hole 3.4mm

Strain Relief\*

**00**

00 Ohne Zugentlastung  
W/o strain relief  
10 Mit Zugentlastung  
With strain relief

Plating

**60**

60 Sel. Au flash / Sn

\* Dies ist ein **Bestellbeispiel** -  
bitte durch Ihre Spezifikationen ersetzen.  
\* This is an **order example** -  
please replace by your specifications.