300

D-Sub Steckverbinder, Wire Wrap Stifte

D-Sub Connectors, Wire Wrap Version

Technische Daten / *Technical Data*

Gehäuse	Stahl vernickelt, verzinnt
Shell	*Steel, nickel plated, tin plated*
Isolierkörper	Thermoplast, nach UL94 V-0
Insulator	*Thermoplastic, rated UL94 V-0*
Kontaktmaterial	Kupferlegierung
Contact Material	*Copper alloy*
Kontaktoberfläche	Gold über Nickel
Contact Surface	*Gold over nickel*
Durchgangswiderstand	< 20 mΩ
Contact Resistance	*< 20 mΩ*
Isolationswiderstand	> 1000 MΩ
Insulation Resistance	*> 1000 MΩ*
Spannungsfestigkeit	1 kV AC
Test Voltage	*1 kV AC*
Nennstrom	5 A
Current Rating	*5 A*
Temperaturbereich	-55 °C ... +125 °C
Temperature Range	*-55 °C ... +125 °C*



Stift / Male

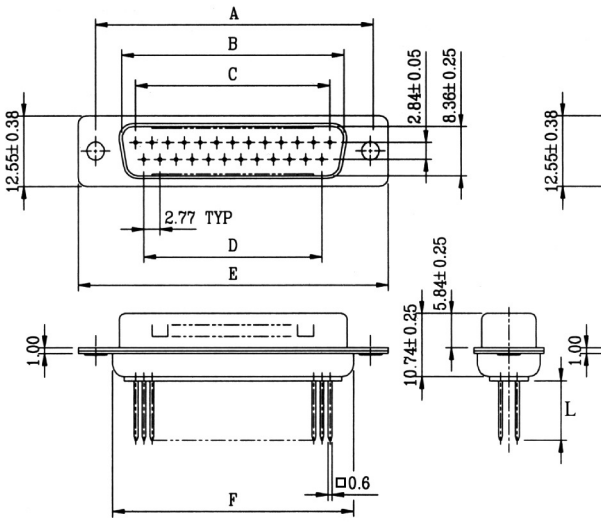

Buchse / Female

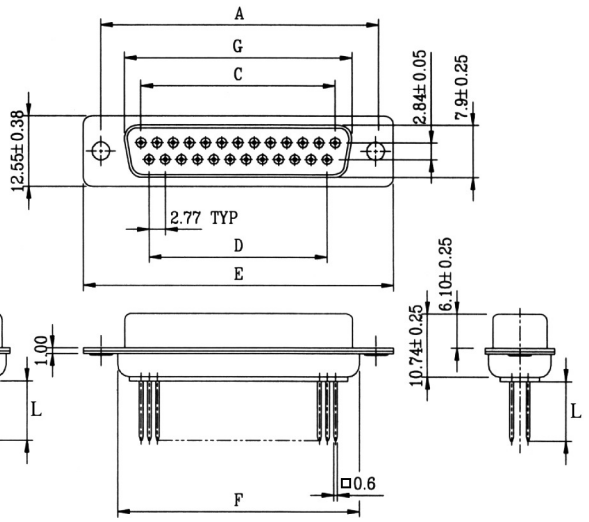

n	A	B	C	D	E	F	G
09	24,99	16,92	11,08	8,31	30,89	19,28	16,33
15	33,32	25,25	19,39	16,62	39,10	27,51	24,66
25	47,04	38,96	33,24	30,47	53,09	41,30	38,38
37	63,50	55,25	49,86	47,09	69,40	57,71	54,84

Series	*Contacts**	*Terminals**	*Contact Length*	*Quality**	*Mounting**
300	**09**	**1**	**20**	**3**	**0**
	09/15/25/37	**1** Stift *Male* **2** Buchse *Female*	**20** L=12mm	**1** GK 1, min. 500 Steckzyklen *QC 1, min. 500 cycles* **2** GK 2, min. 200 Steckzyklen *QC 2, min. 200 cycles* **3** GK 3, min. 50 Steckzyklen *QC 3, min. 50 cycles*	**0-6/B1/B2/BL/CL** Lt. Tech. Info. *See Tech. Info.*

* Dies ist ein **Bestellbeispiel** -
bitte durch Ihre Spezifikationen ersetzen.
** This is an **order example** -*
please replace by your specifications.

D-Sub Befestigungsoptionen
Mounting Options

Durchgangsloch / Through Hole

0 Durchgangsloch 3,05mm
3.05mm Through Hole

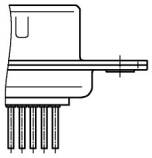

Gewindeniet vorn / Thread Rivet Front

B1 Gewindeniet UNC 4-40 (Anzugdrehmoment 0,4 Nm max.)
UNC 4-40 Thread Rivet (Tightening Torque 0.4 Nm max.)

B2 Gewindeniet M3 (Anzugdrehmoment 0,3 Nm max.)
M3 Thread Rivet (Tightening Torque 0.3 Nm max.)

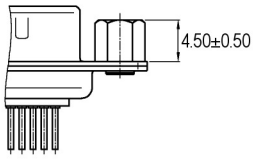

Gewindeniet hinten / Thread Rivet Back

1 Gewindeniet UNC 4-40 (Anzugdrehmoment 0,4 Nm max.)
UNC 4-40 Thread Rivet (Tightening Torque 0.4 Nm max.)

2 Gewindeniet M3 (Anzugdrehmoment 0,3 Nm max.)
M3 Thread Rivet (Tightening Torque 0.3 Nm max.)

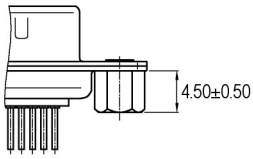

Gewindebolzen vorn / Thread Bolt Front

3 Gewindebolzen UNC 4-40 (Anzugdrehmoment 0,4 Nm max.)
UNC 4-40 Thread Bolt (Tightening Torque 0.4 Nm max.)

4 Gewindebolzen M3 (Anzugdrehmoment 0,3 Nm max.)
M3 Thread Bolt (Tightening Torque 0.3 Nm max.)

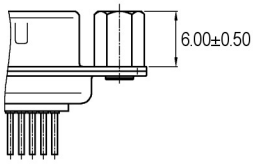

Gewindebolzen hinten / Thread Bolt Back

5 Gewindebolzen UNC 4-40 (Anzugdrehmoment 0,4 Nm max.)
UNC 4-40 Thread Bolt (Tightening Torque 0.4 Nm max.)

6 Gewindebolzen M3 (Anzugdrehmoment 0,3 Nm max.)
M3 Thread Bolt (Tightening Torque 0.3 Nm max.)

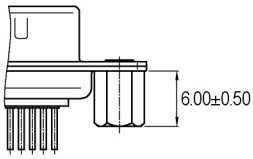

Board Locks

BL Board Lock mit UNC 4-40 Gewinde (Anzugdrehmoment 0,4 Nm max.)
Board Lock with UNC 4-40 Thread (Tightening Torque 0.4 Nm max.)

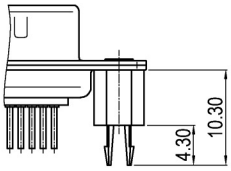

Combi-Locks
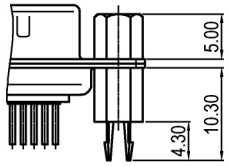
CL Combi-Lock mit UNC 4-40 Gewinde (Anzugdrehmoment 0,4 Nm max.)
Combi Lock with UNC 4-40 Thread (Tightening Torque 0.4 Nm max.)