


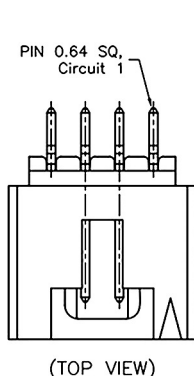
Technische Daten / Technical Data

Isolierkörper <i>Insulator</i>	Thermoplast, nach UL94 V-0 <i>Thermoplastic, rated UL94 V-0</i>
Kontaktmaterial <i>Contact Material</i>	Vierkantstift 0,64mm, Kupferlegierung <i>0.64mm square pin, copper alloy</i>
Durchgangswiderstand <i>Contact Resistance</i>	< 20 mΩ <i>< 20 mΩ</i>
Isolationswiderstand <i>Insulation Resistance</i>	> 1000 MΩ <i>> 1000 MΩ</i>
Spannungsfestigkeit <i>Test Voltage</i>	1500 V AC <i>1500 V AC</i>
Nennspannung <i>Voltage Rating</i>	250 V AC <i>250 V AC</i>
Nennstrom <i>Current Rating</i>	3 A <i>3 A</i>
Temperaturbereich <i>Temperature Range</i>	-25 °C ... +85 °C <i>-25 °C ... +85 °C</i>
Verarbeitung <i>Processing</i>	Reflow-Lötverfahren <i>Reflow soldering</i>

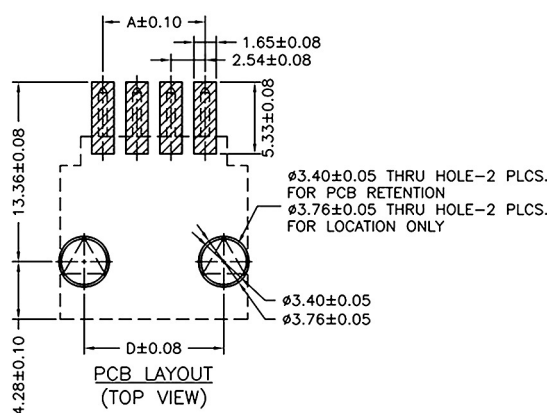


© W+P PRODUCTS

Gegenstecker / Mating connectors: 532

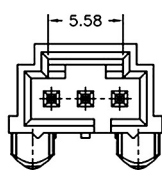
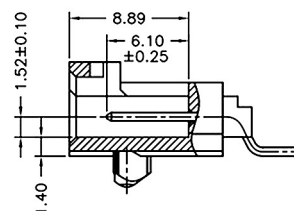
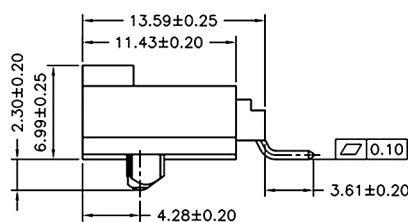
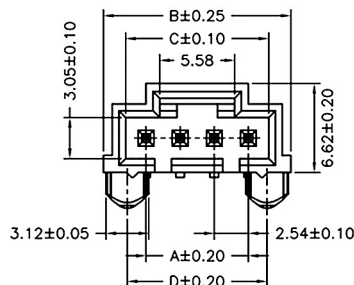


(TOP VIEW)

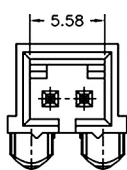


PCB LAYOUT
(TOP VIEW)

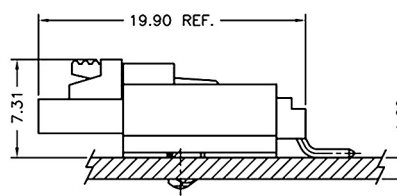
Circuit No.	Dimensions			
	A	B	C	D
02P	2.54	8.89	---	5.33
03P	5.08	11.43	8.12	7.87
04P	7.62	13.97	10.66	10.41
05P	10.16	16.51	13.20	12.95
06P	12.70	19.05	15.74	15.49
07P	15.24	21.59	18.28	18.03
08P	17.78	24.13	20.82	20.57
09P	20.32	26.67	23.36	23.11
10P	22.86	29.21	25.90	25.65
11P	25.40	31.75	28.44	28.19
12P	27.94	34.29	30.98	30.73



03P



02P



Series	Contacts*	Type	Plating	Packaging
5320	04 02-12	4 4 Stiftleiste liegend Horizontal pin header	00 00 Vergoldet Gold plated	FTR FTR

* Dies ist ein **Bestellbeispiel** - bitte durch Ihre Spezifikationen ersetzen.
* This is an **order example** - please replace by your specifications.

Lieferformen / Packaging Options:
FTR Tape & Reel mit Folien-Pads / Tape & Reel, with film tape