


Crimp-Rast-Stiftgehäuse 2-reihig, RM 4,20mm Friction Lock Male Housings, Double Row, 4.20mm Pitch

Technische Daten / Technical Data

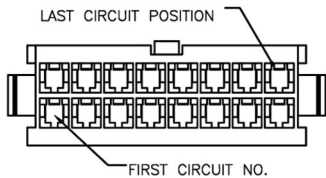
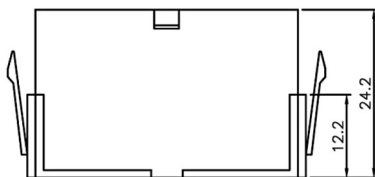
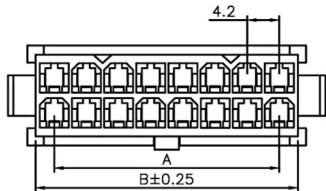
Isolierkörper <i>Insulator</i>	Thermoplast, nach UL94 V-2 (UL94 V-0 auf Anfrage) <i>Thermoplastic, rated UL94 V-2 (UL94 V-0 on request)</i>
Kontaktmaterial <i>Contact Material</i>	Kupferlegierung <i>Copper alloy</i>
Kontaktoberfläche <i>Contact Surface</i>	Lt. Oberflächenoptionen, über Ni <i>Acc. to options (see below), over Ni</i>
Aderquerschnitt <i>Applicable wire Gauge</i>	Lt. Optionen <i>Lt. Optionen</i>
Durchgangswiderstand <i>Contact Resistance</i>	< 20 mΩ <i>< 20 mΩ</i>
Isolationswiderstand <i>Insulation Resistance</i>	> 1000 MΩ <i>> 1000 MΩ</i>
Spannungsfestigkeit <i>Test Voltage</i>	1500 V AC <i>1500 V AC</i>
Nennspannung <i>Voltage Rating</i>	600 V AC <i>600 V AC</i>
Nennstrom <i>Current Rating</i>	bis zu 9 A (abhängig vom AWG-Bereich) <i>up to 9 A (Dependent on AWG-Range)</i>
Temperaturbereich <i>Temperature Range</i>	-40 °C ... +105 °C <i>-40 °C ... +105 °C</i>



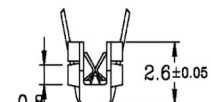
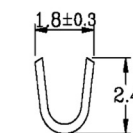
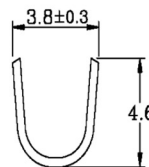
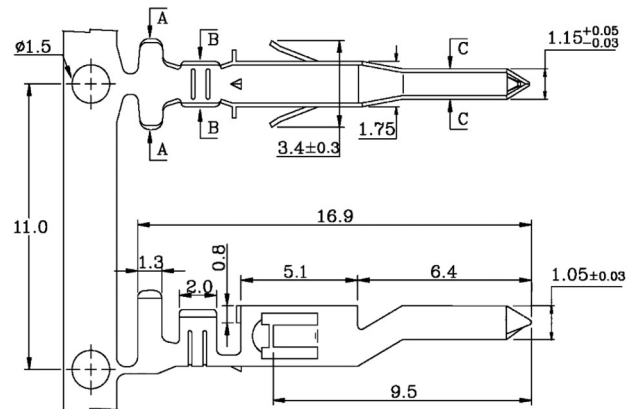
© W+P PRODUCTS

Passende Gegenstecker:
Compatible Connectors:

580



Circuits	Dim.A	Dim.B
2		5.50
4	4.20	9.70
6	8.40	13.90
8	12.60	18.10
10	16.80	22.30
12	21.00	26.50
14	25.20	30.70
16	29.40	34.90
18	33.60	39.10
20	37.80	43.30
22	42.00	47.50
24	46.20	51.70



Section A-A

Section B-B

Section C-C

AWG	n			
	02	04/06	08/10	12-24
18	9A	8A	7A	6A
20	7A	6A	5A	
22	5A	4A		
24	4A	3A		

Series

581

Contacts*

20

02-24 zweireihig
Double row

Type

1

1 Gehäuse
Housing

Series

581

Contacts

01

Type

2

2 Stiftkontakt
Male contact

Plating

50

50 Verzinkt
Tin plated

Wire Gauge*

1824

1824 AWG 18-24
2224 AWG 22-24

* Dies ist ein **Bestellbeispiel** - bitte durch Ihre Spezifikationen ersetzen.
* This is an **order example** - please replace by your specifications.