
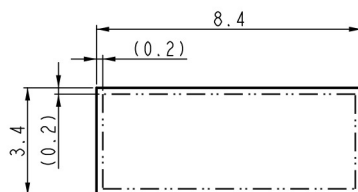
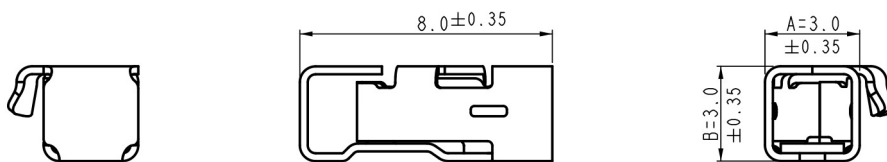
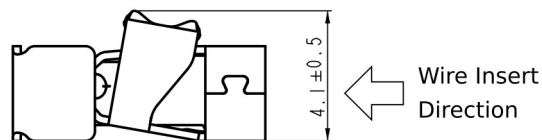


Technische Daten / Technical Data

Kontaktmaterial	Phosphorbronze
Contact Material	Phosphor bronze
Kontaktfläche	Mattzinn über Nickel
Contact Surface	Matte tin over nickel
Aderquerschnitt	AWG 26 ~ 18
Applicable wire Gauge	AWG 26 ~ 18
Durchgangswiderstand	< 20 mΩ
Contact Resistance	< 20 mΩ
Nennspannung	300 V AC/DC
Voltage Rating	300 V AC/DC
Nennstrom	12 A (AWG 18)
	10 A (AWG 20)
	8 A (AWG 22)
	7 A (AWG 24)
	5 A (AWG 26)
Current Rating	12 A (AWG 18)
	10 A (AWG 20)
	8 A (AWG 22)
	7 A (AWG 24)
	5 A (AWG 26)
Temperaturbereich	-40 °C ... +125 °C
Temperature Range	-40 °C ... +125 °C
Verarbeitung	260 °C für 10s max.
Processing	260 °C for 10s max.
Mechanische Haltbarkeit	min 5 Steckzyklen
Mechanical Durability	5 cycles min.



© W+P PRODUCTS



Recommended
PCB Layout

Series	Contacts	Type	Plating	Packing
5940	01	1 1 AWG 18-26	55 55 Sn matt Sn matte	TR TR Tape & Reel

AWG 18-26 Einzellitze oder verzinnete Mehrfachlitze
Durchmesser Isolierung 2,3mm max.
Abisolierlänge 5,0+-0,5mm
AWG 18-26 solid wire or tinned strands
Insulation outer diameter 2.30mm max.
Wire Strip Length 5.0+-0.5mm