
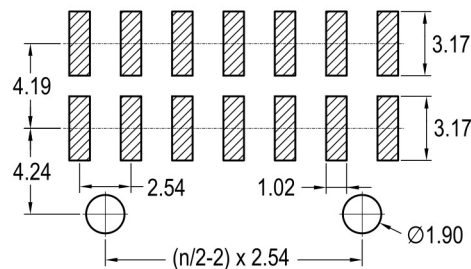
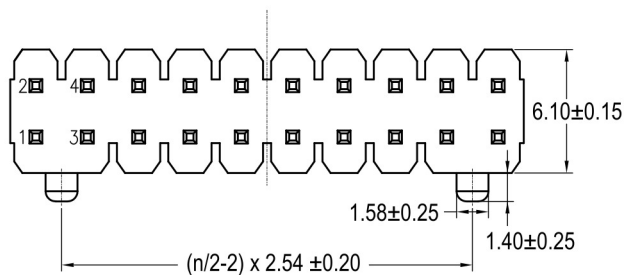


Technische Daten / Technical Data

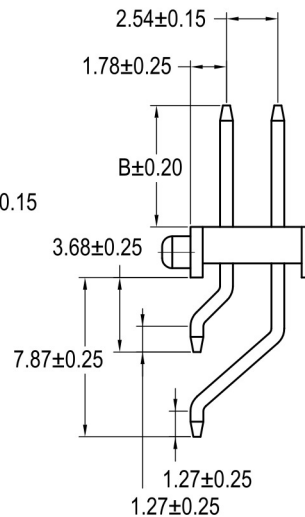
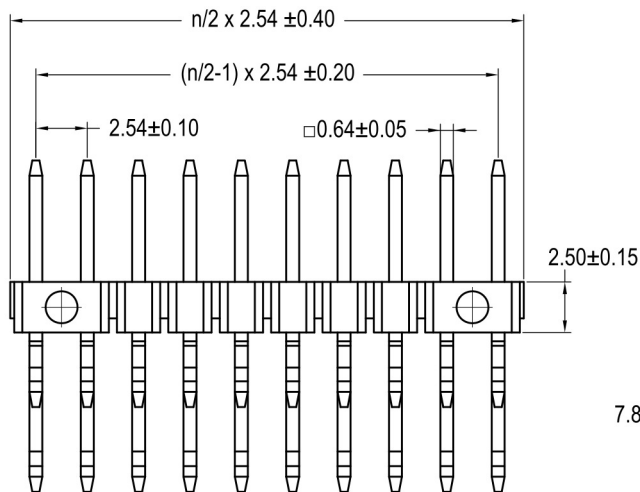
Isolierkörper <i>Insulator</i>	Thermoplast, nach UL94 V-0 <i>Thermoplastic, rated UL94 V-0</i>
Kontaktmaterial <i>Contact Material</i>	Vierkantstift 0,635mm, Kupferlegierung <i>0.635mm square pin, copper alloy</i>
Kontaktoberfläche <i>Contact Surface</i>	Lt. Oberflächenoptionen, über Ni <i>Acc. to options (see below), over Ni</i>
Durchgangswiderstand <i>Contact Resistance</i>	< 20 mΩ
Isolationswiderstand <i>Insulation Resistance</i>	> 1000 MΩ
Spannungsfestigkeit <i>Test Voltage</i>	1000 V AC/DC
Nennstrom <i>Current Rating</i>	3 A
Temperaturbereich <i>Temperature Range</i>	-40 °C ... +105 °C
Verarbeitung <i>Processing</i>	Reflow-Lötverfahren 260 °C / 5sec <i>Reflow soldering 260 °C / 5sec</i>



© W+P PRODUCTS



Recommended PCB Layout



Series	Type	Dimensions*	Contacts*	Plating	Locating Pegs*	Packaging*
9232	1 1 Type M	14 13 B=3.05mm 14 B=5.84mm 15 B=8.13mm 16 B=10.67mm 99- Kundenspezifisch Customer-specific	12 04-20 Zweireihig Double row	00 00 Vergoldet Gold-plated	10 00 Ohne Positionierhilfen W/o locating pegs 10 Mit Positionierhilfen With locating pegs	PPTR ST PPST PPTR

Lieferformen / Packaging Options:

ST In Stangen ohne Pick&Place-Pads / In tubes w/o Pick&Place-Pads
PPST In Stangen mit PP-Pads / In tubes with PP-Pads
PPTR Tape&Reel mit PP-Pads / Tape&Reel with PP-Pads

* Dies ist ein **Bestellbeispiel** - bitte durch Ihre Spezifikationen ersetzen.
 * This is an **order example** - please replace by your specifications.